

# AutoScan-DS-EX Pro

New Upgrades, More Distinguished



**SHINING3D**  
DENTAL

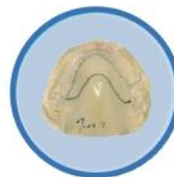
- FIROOZ -  
DENTAL

# Multiple Functions in One Machine For All Fixed and Removable Restorations

On the basis of the original DS-EX Pro dental 3D scanner, Shining 3D has launched an updated version and introduced the color texture high-speed scanning function. The new upgraded DS-EX Pro is versatile with simple operation and high efficiency. It satisfies the needs of various dental applications, including fixed and removable restorations, implants, orthodontics etc.

## COLOR TEXTURE SCAN IN DETAILS

Clearly captures the textures and marks on the plaster model. The unique HDR scan mode supports RPD wax and gingiva scan without spraying. Supporting dental technicians to easily complete the digital design of the RPD (removable partial denture).

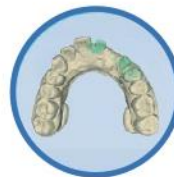


## INTELLIGENT SCAN

The software recognizes the working area automatically. The unsectioned models can be scanned by one click, reducing the workload of technicians.



Intelligent software recognizes missing data sections



Automatic smart re-scan



One-click scan capture all the data



**SHINING 3D**  
DENTAL

- FIROOZ -  
DENTAL

## VARIABLE ARTICULATORS ACCOMPLISHING TASKS IN A SIMPLE MANNER

Compatible with static, dynamic and simple articulators for high efficiency. The scan head's angle can be adjusted to the desired height, and has wider range of coverage of the whole model, improving the accuracy of occlusion scan.

\*Suitable articulator: Bio-art, Kavo, SAM, Artex, Baumann



## ALL IN ONE HIGHER EFFICIENCY

Supports upper/lower jaw quadrant models and dies simultaneous scan, reducing the operation steps and improving the efficiency of technicians up to 30%.

### Traditional SCAN

4 STEPS



occlusion



working model



antagonist model




dies

### ALL IN ONE SCAN

2 STEPS



occlusion



All in one



SHINING 3D  
DENTAL

- FIROOZ -  
DENTAL

# High Efficiency, Color Texture Easy for RPD Design

The updated DS-EX Pro, with high-speed scanning, takes only 9.5 seconds for upper/lower non-textured scans, surpassing similar scanners on the market. The output data can be imported directly into CAD design software, including exocad and 3shape, allowing technicians to efficiently complete the RPD design and subsequent production.

## TEXTURE SCAN, THREE MAIN UPGRADES

Clearly captures the textures and marks on the plaster model, assisting technicians to finish the digital partial framework design.

- Black and white texture turn to color texture.
- 30% faster scan time for upper/lower texture scan.
- Integrated with Shining 3D digital dental solution, applying to two application scenarios, including wax framework casting and framework CNC milling.

## WAX FRAMEWORK CASTING



Scan



Design



Wax-printing

## FRAMEWORK MILLING



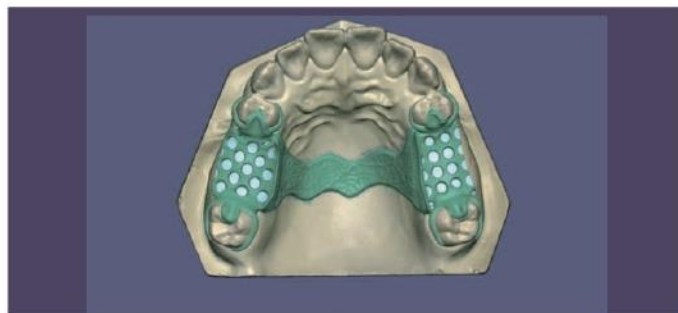
Scan



Design



Mill



SHINING 3D  
DENTAL

- FIROOZ -  
DENTAL

# More Features and Advantages



## FASTER

Single jaw 9.5s (10 shot), occlusion 5s (3 shot) ; the entire process of scanning a sectioned model order is 62s, and the entire process of an unsectioned model order with high quality is 56s.



## PORTABLE

Simplified shape, weight is only 5KG; modular design, all-around scanning



## COMPATIBLE

Export stl, obj, ply format, high compatibility with current open CAD dental design softwares in the market



## VERSATILE

Supports most digital dental applications, including wax scan, die scan, plaster model scan, impression scan, articulator scan, texture scan etc.



**SHINING 3D**  
DENTAL

- FIROOZ -  
DENTAL

# TECHNICAL SPECIFICATIONS

## AutoScan-DS-EX Pro

Camera Resolution	2.4MP
Accuracy	< 10µm
Scan Time	bite(3shot) 5s, upper/lower(10 shot) 9.5s, 1~4 dies (18shot) 15s, 5~8 dies (22shot) 17s, impression (28shot) 22s
Dynamic Scan	Articulators are supported, scan head swings by 0~5 degrees.
Output Format	STL, OBJ, PLY
Light Source	Blue Light
Dimensions	260x270x420 mm
Weight	5kg
Interface	USB 3.0
Power Supply	DC 24V