

FabWash

Post-processing Unit

Smarter Post-processing






- FIROOZ
DENTAL

FabWash


Post-processing Unit

FabWash is the first fully automated, multi-stage part release, washing and drying system designed to provide the ease of use, consistency, speed and cleanliness demanded by the modern dental 3D printing.




A Consistent, Automated Workflow

FabWash is pre-programmed for each material with an automatic process of part release, wash and dry. Once completed, FabWash automatically lifts parts and builds platform out of the solvent. Parts and build platform are ready when you are.



Automated Part-Release

Inspired by the latest input from the dental community, FabWash is designed for instant part release, eliminating the risk of damaging parts using traditional removal tools. FabWash prepares optimal motion logic for each material to deliver a superior, hassle-free part release experience.



One Size Fits All

Handle AccuFab-L4D/L4K build platform or AccuFab-D1s build platform with the separate build platform adaptor.

· AccuFab-D1s

· AccuFab-L4D/L4K



Never Think About Wash Time Setting Again

Use the pre-programmed wash settings or save your own frequently used custom profiles to improve post-processing efficiency. FabWash equipped with Wi-Fi enables over-the-air updates to deploy the latest firmware and material library.

Easy To Use, Safeguards Your Workplace

We know that one of the most precious resources in a dental clinic is time. So in addition to making FabWash run an extremely fast cycle, we made it dead simple to operate. If your staff can operate a smartphone, they can use Pro Wash/Dry with very little training. And to reduce maintenance, we sourced innovative materials that are resistant to chemicals.

- Automatic Part-Release Mode Detection
- Industrial Grade Materials
- Leak-Resistant electronics
- Automatic Stop/Start Failsafe



TECHNICAL SPECIFICATION

FabWash

Printer Compatibility	AccuFab D1s, AccuFab-L4D/L4K
Product Weight & Dimensions	15KG 34*30.3*45 cm Height when open: 75 cm
Bucket Volume	9.5L
Maximum Part Size	199*124*180 mm
Suggested Operating Environment	10~30°C / 30%~70%RH
Suggested Transportation Environment	-10°C~70°C
Agitation Method	Magnetically coupled impeller
Include Accessories	Wash Bucket / Wash Basket / Scraper / Brush The adapter / Quick Guide
Power Requirements	100~240 V / 2.0A 50/60 Hz 24V / 150 W
Compatible Solvent	> 75% alcohol, IPA, Water
Connectivity	Wi-Fi
User Controls	1.54 inch OLED & Rotary knob
Safety Sensors	Automatic start/stop sensors ; Build platform detection sensor Solvent bucket detection sensor ; Safety pressure sensor Emergency stop switch
Product Features	Automatic part release function ; Automatic predefined wash/dry function User programmable wash/dry option